




Art Progression of Skills St John Vianney Catholic Primary School Year 2












Year Two	Intent	Implementation	Impact
	<p>At St John Vianney Catholic Primary School, we value Art and Design as an important part of the children's entitlement to a broad and balanced curriculum. Art and Design provides the children with the opportunities to develop and extend skills and an opportunity to express their individual interests, thought and ideas.</p> <p>Art, craft and design embody some of the highest forms of human creativity. A high-quality art and design education should engage, inspire and challenge pupils, equipping them with the knowledge and skills to experiment invent and create their own works of art, craft and design. As pupils progress, they should be able to think critically and develop a more rigorous understanding of art and design. They should also know how art and design both reflect and shape our history, and contribute to the culture, creativity and wealth of our nation.</p>	<p>We have implemented a scheme of work linked to the National Curriculum, which we have linked to our humanities topics to ensure a well-structured approach to this creative subject.</p> <p>The children are taught Art as part of their half-termly topic work, focusing on a key area for the duration of the half term. Areas covered include painting, printing, drawing, collage, 3D work and textiles.</p> <p>Each year group is also assigned an artist to study for each of the key areas. The work of famous local, national and international artists are explored to enhance the children's learning.</p> <p>The children's learning is further enhanced with whole school Art days and competitions.</p>	<p>Our learners develop detailed knowledge and skill across the full breath of the Art curriculum through engaging in age-appropriate content. Due to the nature of this curriculum area, Art and Design monitoring takes various forms including: pupil voice, sketchbook monitoring and pupil work showcases on both classroom and communal displays. Our pupils' attainment and knowledge is measured using an assessment spreadsheet linked to the 'I can' statements for each year group.</p> <p>Our children enjoy the self-expression that they experience within Art. They are always keen to learn new skills and work hard to perfect those shown to them. The cross-curricular links allow our children to express feelings and emotions, as well as show their knowledge and understanding in history and geography.</p>



KNOWLEDGE SKETCHBOOKS ongoing	PRINTING Autumn 1 Technology	3D Autumn 2 Coventry	TEXTILES Spring 1 Great Fire of London	COLLAGE Spring 2 Kingston Vs London	PAINTING Summer 1 Pirates	DRAWING Summer 2 Pirates at Sea
I can link colours to natural and man-made objects.	I can create a print using pressing, rolling, rubbing and stamping.	I can make a clay pot.	I can join fabric-using glue.	I can create individual and group collages.	I can mix paint to create all the secondary colours.	I can use three different grades of pencil in their drawing (4B, 8B, HB).
I can say how other artist/craft maker/designer have used colour, pattern and shape.	I can create print like a designer.	I can join two finger pots together.	I can sew fabrics together.	I can use different kinds of materials on my collage and explain why I have chosen them.	I can mix and match colours and predict outcomes.	I can use charcoal, pencil and pastels.
I can create a piece of work in response to another artist's work.		I can add line and shape to my work.	I can create part of a class patchwork.	I can use a repeated Pattern in my collage.	I can mix my own brown.	I can create different tones using light and dark.
					I can make tints by adding white.	I can show patterns and texture in their drawings.
					I can make tones by adding black.	I can use a viewfinder to focus on a specific part of an artefact before drawing it.



ARTIST FOCUS:	MIRIAM RUDOLPH	HELEN BRIEL	GINA FERRARI	MICHAEL PARCHMENT	ANN MARIE COOLICK	JORGE SANTILLAN
	 	 				
<p>Key Stage One Year Two</p> 		<p>Key Stage One National Curriculum Aims</p> <p>Pupils should be taught:</p> <ul style="list-style-type: none"> • To use a range of materials creatively to design and make products • To use drawing, painting and sculpture to develop and share their ideas, experiences and imagination • To develop a wide range of art and design techniques in using colour, pattern, texture, line, shape, form and space • About the work of a range of artists, craft makers and designers, describing the differences and similarities between different practices and disciplines, and making links to their own work. 				