




Art Progression of Skills St John Vianney Catholic Primary School Year 3










Year Three	Intent	Implementation	Impact
	<p>At St John Vianney Catholic Primary School, we value Art and Design as an important part of the children's entitlement to a broad and balanced curriculum. Art and Design provides the children with the opportunities to develop and extend skills and an opportunity to express their individual interests, thought and ideas.</p> <p>Art, craft and design embody some of the highest forms of human creativity. A high-quality art and design education should engage, inspire and challenge pupils, equipping them with the knowledge and skills to experiment invent and create their own works of art, craft and design. As pupils progress, they should be able to think critically and develop a more rigorous understanding of art and design. They should also know how art and design both reflect and shape our history, and contribute to the culture, creativity and wealth of our nation.</p>	<p>We have implemented a scheme of work linked to the National Curriculum, which we have linked to our humanities topics to ensure a well-structured approach to this creative subject.</p> <p>The children are taught Art as part of their half-termly topic work, focusing on a key area for the duration of the half term. Areas covered include painting, printing, drawing, collage, 3D work and textiles.</p> <p>Each year group is also assigned an artist to study for each of the key areas. The work of famous local, national and international artists are explored to enhance the children's learning.</p> <p>The children's learning is further enhanced with whole school Art days and competitions.</p>	<p>Our learners develop detailed knowledge and skill across the full breath of the Art curriculum through engaging in age-appropriate content. Due to the nature of this curriculum area, Art and Design monitoring takes various forms including: pupil voice, sketchbook monitoring and pupil work showcases on both classroom and communal displays. Our pupils' attainment and knowledge is measured using an assessment spreadsheet linked to the 'I can' statements for each year group.</p> <p>Our children enjoy the self-expression that they experience within Art. They are always keen to learn new skills and work hard to perfect those shown to them. The cross-curricular links allow our children to express feelings and emotions, as well as show their knowledge and understanding in history and geography.</p>



KNOWLEDGE SKETCHBOOK S ngoing	PRINTING Autumn 1 Stone Age	PAINTING Autumn 2 Volcanoes	DRAWING Spring 1 Iron Age	COLLAGE Spring 2 Compasses	3D Summer 1 Romans	TEXTILES Summer 2 Europe
I can compare the work of different artists.	I can make a printing block.	Painting I can predict with accuracy the colours that I mix.	I can show facial expressions in their drawings.	I can cut very accurately.	I can add onto my work to create texture and shape.	I can use more than one type of stitch.
I can explore work from other cultures.	I can make a 2 colour print.	I know where each of the primary and secondary colours sits on the colour wheel.	I can use my sketches to produce a final piece of work.	I can overlap materials.	I can work with life size materials.	I can join fabric together to form a quilt using padding.
I can explore work from other periods.		I can create a background using a wash.	I can write an explanation of my sketch in notes.	I can experiment using different colours.	I can create pop-ups.	I can use sewing to add detail to a piece of work.
I am beginning to understand the viewpoints of others by looking at images of people and understand how they are feeling and what the artist is trying to express in their work.		I can use a range of brushes to create different effects.	I can use different grades of pencil shade, to show different tones and texture.	I can use mosaic.		I can add texture to a piece of work.
				I can use montage.		



ARTIST FOCUS:	STONE AGE ARTEFACTS	MARGARATE GODFERY	CHRIS MOULD	LAYLA CURTIS	PHILIPPE UG	CATH KIDSTON
						
<p>Key Stage Two Year Three</p> 		<p>Key Stage Two National Curriculum Aims</p> <p>Pupils should be taught:</p> <ul style="list-style-type: none">• To create sketch books to record their observations and use them to review and revisit ideas.• To improve their mastery of art and design techniques, including drawing, painting and sculpture with a range of materials (for example, pencil, charcoal, paint, clay)• About great artists, architects and designers in history.				