




Art Progression of Skills St John Vianney Catholic Primary School Year 4










Year Four	Intent	Implementation	Impact
	<p>At St John Vianney Catholic Primary School, we value Art and Design as an important part of the children's entitlement to a broad and balanced curriculum. Art and Design provides the children with the opportunities to develop and extend skills and an opportunity to express their individual interests, thought and ideas.</p> <p>Art, craft and design embody some of the highest forms of human creativity. A high-quality art and design education should engage, inspire and challenge pupils, equipping them with the knowledge and skills to experiment invent and create their own works of art, craft and design. As pupils progress, they should be able to think critically and develop a more rigorous understanding of art and design. They should also know how art and design both reflect and shape our history, and contribute to the culture, creativity and wealth of our nation.</p>	<p>We have implemented a scheme of work linked to the National Curriculum, which we have linked to our humanities topics to ensure a well-structured approach to this creative subject.</p> <p>The children are taught Art as part of their half-termly topic work, focusing on a key area for the duration of the half term. Areas covered include painting, printing, drawing, collage, 3D work and textiles.</p> <p>Each year group is also assigned an artist to study for each of the key areas. The work of famous local, national and international artists are explored to enhance the children's learning.</p> <p>The children's learning is further enhanced with whole school Art days and competitions.</p>	<p>Our learners develop detailed knowledge and skill across the full breath of the Art curriculum through engaging in age-appropriate content. Due to the nature of this curriculum area, Art and Design monitoring takes various forms including: pupil voice, sketchbook monitoring and pupil work showcases on both classroom and communal displays. Our pupils' attainment and knowledge is measured using an assessment spreadsheet linked to the 'I can' statements for each year group.</p> <p>Our children enjoy the self-expression that they experience within Art. They are always keen to learn new skills and work hard to perfect those shown to them. The cross-curricular links allow our children to express feelings and emotions, as well as show their knowledge and understanding in history and geography.</p>



KNOWLEDGE SKETCHBOOKS ongoing	3D Autumn 1 Egypt	DRAWING Autumn 2 Cairo or Coventry	PRINTING Spring 1 Anglo Saxons	PAINTING Spring 2 Water	TEXTILES Summer 1 Vikings	COLLAGE Summer 2 Living off the Land
I can experiment with different styles, which artists have used.	I can experiment with and combine materials and processes to design and make 3D form.	I can begin to show facial expressions and body language in my sketches.	I can print using at least four colours.	I can create all the colours that I need.	I can use early textile and sewing skills as part of a project	I can use ceramic mosaic.
I can explain art from other periods of history.	I can begin to sculpt clay and other mouldable materials.	I can identify and draw simple objects, and use marks and lines to produce texture.	I can create an accurate print design.	I can create mood in my paintings.		I can combine visual and tactile qualities.
		I can organise line, tone, shape and colour to represent figures and forms in movement.	I can print onto different materials.	I can successfully use shading to create mood and feeling.		
		I can show reflections.				
		I can explain why I have chosen specific materials to draw with.				



ARTIST FOCUS:	EGYPTIAN ARTEFACTS	STEPHEN WILSHIRE	ANGLO SAXON ARTEFACTS	VAN GOUGH	OSEBURG TEXTILES	GIUSEPEE ARCIMBOLDI
						
<p>Key Stage Two Year Four</p> 	<p>Key Stage Two National Curriculum Aims</p> <p>Pupils should be taught:</p> <ul style="list-style-type: none"> • To create sketch books to record their observations and use them to review and revisit ideas. • To improve their mastery of art and design techniques, including drawing, painting and sculpture with a range of materials (for example, pencil, charcoal, paint, clay) • About great artists, architects and designers in history. 					