




Art Progression of Skills St John Vianney Catholic Primary School Year 5










Year Five	Intent	Implementation	Impact
	<p>At St John Vianney Catholic Primary School, we value Art and Design as an important part of the children's entitlement to a broad and balanced curriculum. Art and Design provides the children with the opportunities to develop and extend skills and an opportunity to express their individual interests, thought and ideas.</p> <p>Art, craft and design embody some of the highest forms of human creativity. A high-quality art and design education should engage, inspire and challenge pupils, equipping them with the knowledge and skills to experiment invent and create their own works of art, craft and design. As pupils progress, they should be able to think critically and develop a more rigorous understanding of art and design. They should also know how art and design both reflect and shape our history, and contribute to the culture, creativity and wealth of our nation.</p>	<p>We have implemented a scheme of work linked to the National Curriculum, which we have linked to our humanities topics to ensure a well-structured approach to this creative subject.</p> <p>The children are taught Art as part of their half-termly topic work, focusing on a key area for the duration of the half term. Areas covered include painting, printing, drawing, collage, 3D work and textiles.</p> <p>Each year group is also assigned an artist to study for each of the key areas. The work of famous local, national and international artists are explored to enhance the children's learning.</p> <p>The children's learning is further enhanced with whole school Art days and competitions.</p>	<p>Our learners develop detailed knowledge and skill across the full breath of the Art curriculum through engaging in age-appropriate content. Due to the nature of this curriculum area, Art and Design monitoring takes various forms including: pupil voice, sketchbook monitoring and pupil work showcases on both classroom and communal displays. Our pupils' attainment and knowledge is measured using an assessment spreadsheet linked to the 'I can' statements for each year group.</p> <p>Our children enjoy the self-expression that they experience within Art. They are always keen to learn new skills and work hard to perfect those shown to them. The cross-curricular links allow our children to express feelings and emotions, as well as show their knowledge and understanding in history and geography.</p>



KNOWLEDGE SKETCHBOOKS ongoing	DRAWING Autumn 1 World War 11	PRINTING Autumn 2 Pole to Pole	PAINTING Spring 1 Industrial Revolution	COLLAGE Spring 2 Water Pollution	TEXTILES Summer 1 Olympics	3D Summer 2 Birmingham to Athens
I can experiment with different styles, which artists have used.	I can identify and draw simple objects, and use marks and lines to produce texture.	I can print using a number of colours.	I can create a range of moods in my paintings.	I can use ceramic mosaic to produce a piece of art.	I can use textile and sewing skills as part of a project, e.g. hanging, textile book, etc. (This could include running stitch, cross stitch, backstitch, appliqué and/or embroidery.)	I can experiment with and combine materials and processes to design and make 3D form.
I can learn about the work of others by looking at their work in books, the Internet, visits to galleries and other sources of information.	I can successfully use shading to create mood and feeling.	I can create an accurate print design that meets a given criteria.	I can express my emotions accurately through my painting and sketches.	I can combine visual and tactile qualities to express mood and emotion.		I can sculpt clay and other mouldable materials.
	I can organise line, tone, shape and colour to represent figures and forms in movement.	I can print onto different materials.				
	I can show reflections.					
	I can explain why I have chosen specific materials to draw with.					



ARTIST FOCUS:	LOWRY	SIMON BECK	WILLIAM MORRIS	SONIA KING	WENDY HERMELIN	GREEK ARTEFACTS
						
<p>Key Stage Two Year Five</p> 		<p>Key Stage Two National Curriculum Aims</p> <p>Pupils should be taught:</p> <ul style="list-style-type: none"> • To create sketch books to record their observations and use them to review and revisit ideas. • To improve their mastery of art and design techniques, including drawing, painting and sculpture with a range of materials (for example, pencil, charcoal, paint, clay) • About great artists, architects and designers in history. 				