



# Literacy

This term the children will be focusing on;

- Continue to write words by identifying sounds in them and representing the sounds with a letter or letters.
- Continue learning stage reading words, high frequency words and reading simple phrases.
- Continue to write simple captions and short sentences that can be read by others.

Encourage your child to continue to practise the letter formation correctly.

Love one another



At school,  
we will  
learn:



At home,  
you can  
help by:

We will be continuing with **Floppy's Phonics** this half term. We will be reading individual letters by saying the sounds for them and then blending sounds into words. The children will consolidate all sounds learned so far.

At home you could help by:

- Helping your child to articulate the sounds they read correctly.
- Reading to or with your child for at least 10 minutes each night so that they begin to find a love for reading.



<https://www.phonicsplay.co.uk/>

<https://www.bbc.co.uk/iplayer/episodes/b01cz0p1/alphablocks>

<https://www.teachyourmonstertoread.com/>

<https://www.youtube.com/watch?v=BOLR3pQt8zg>

<https://www.edshed.com/en-gb/LetterTiles>

# Phonics

# Maths

This term we will be focussing on the following skills;

- Explore and understand odd and even numbers to 10 and more.
- Turn, flip and manipulate shapes to create new shapes.
- Begin to understand volume and capacity.
- Continue to have a focus on numbers to 20; thinking about first, now and then stories.

First



Then




Now



Encourage your child to use their number skills in everyday situations.

You could:

- Ask your child 'how many more' they would need to get to 20 from a given number.
- Select the right numerals to represent the correct numbers, showing 1 to 20.
- Explore measure using different containers to compare volume and capacity.



This could  
help:


Let's get  
them flying!



<https://www.topmarks.co.uk/maths-games/hit-the-button>

<https://www.topmarks.co.uk/learning-to-count/todays-number-up-to-20>

<https://wordwall.net/resource/8931929/full-or-empty-game>



# Religious Education

## Pentecost

In this unit the children will explore the story of Pentecost and the transformation in their lives after receiving the gift of the Holy Spirit. The unit builds on some important foundational work in Nursery about the Holy Spirit coming to the apostles of Jesus in the form of wind.



**At school,  
we will  
learn:**



## People Who Help Us

In this unit the children will be introduced to the role of the priest as a special person in God's Family who helps people. This unit also has a focus on the church building as an important place within the parish community. The children will also learn about a saint being an important person in God's Family. In this unit they will also consider the help that Jesus gave to people when they needed it.



## At home you can help by:

- Attending mass each week, virtually or in person.
- Set aside a special time of day to pray and reflect together as a family.
- Have a special place in your home dedicated to God.
- Continue to practise our classroom prayers as a family.

# PRAYER

**This could  
help:**



# Understanding the World

Understanding of the World is about how children get to know about other people, the place where they live and about all aspects of the environment. Understanding the World is broken down into three aspects:

**Past and Present, People, Culture and Communities and The Natural World.**

Throughout this term, the children will;

- Explore the natural world around them, making observations and drawing pictures of animals and plants.
- Describe what they see, hear and feel whilst outside during Forest School sessions.
- Recognise some environments that are different to the one in which they live.
- Talk about their aspirations for their own role in society.
- Articulate what others celebrate and understand that some special days repeat annually.
- Look at different celebrations that take place during this term, including; Pentecost, Sacred Heart Feast Day and St. Peter and St. Paul's feast day.



- Encourage independence when dressing and undressing.
- Talk to them about friendships and what it is like to be a friend.
- Encourage your child to talk about what they have done, what they are proud of and what they have achieved.
- Talk about members of their immediate family and community.

# Hello, World



# C&L

## Communication and Language

Throughout the term, the children will;

- Use talk to help them form deeper friendships with others, joining in with conversations and games.
- Articulate their thinking in well-formed sentences, using talk to interact and negotiate.
- Continue to learn and use more words, asking what new words mean.
- Re-tell short stories in the right order, with some exact repetition.
- Follow a full list of instructions, listening out even when they are busy.



- Ask your child some questions about stories they have listened to, this will develop their comprehension skills.
- Continue to sing nursery rhymes.
- Visit a Library and look at different variations of traditional tales and fairy tales.



### This can help:


<https://www.roadwise.co.uk/schools/using-the-road/green-cross-code/>

<https://www.bbc.co.uk/teach/school-radio/nursery-rhymes-songs-index/zhwdgwx>

## At school, we will learn:



## At home, you can help by:



# Expressive A&D

## Expressive Arts and Design

During this half term the children will complete a variety of activities where they will be able to express their artistic skills.

### They will:

- Colour match, selecting tools and materials to use within their creations.
- Engage in collaborative work, inspired by other artists.
- Think about their work, looking for opportunities to edit and improve.
- Begin to draw more detailed images of: themselves, buildings, landscapes and animals.
- Express their own opinion about music they have heard.
- Choreograph my own dance moves, sharing ideas and developing skills with peers.



- Encouraging your child to sing songs and say nursery rhymes, join in with them.
- Discuss traditional tales and their meanings.
- Draw self portraits, discussing how they have changed since their birth.

<https://www.bbc.co.uk/cbeebies/makes>

You could also encourage your child to:

- Engage in role play - creating imaginative play and include a story line in their play.
- Listen to and join in with songs, music and dance from other countries.
- Explore different sounds using instruments, creating music.

# PSED

# Physical Development

## Personal, Social and Emotional Development

During this term, children will begin to;

- Set their own boundaries, respecting other people's boundaries.
- Understand their own feelings, identifying some ways to self-regulate their emotions.
- Begin to show sensitivity, empathy and comfort to those within and beyond their friendship groups.
- Show persistence, perseverance and resilience in the face of challenge.
- Begin to be more independent but know when an adult is needed.
- Take turns with others in conversation in a range of contexts.

We will be following the 'Life to the Full' scheme of work that works alongside our Religious Education Catholic teaching.



**At school, we will learn:**



Children will continue to:

- Jump and land safely, having a good core stability to support balance and posture.
- Begin to throw, kick and catch with accuracy.
- Develop overall body-strength, balance, co-ordination and agility.
- Develop the foundations of a handwriting style which is fast, accurate and efficient.

This can help:

- Encouraging and developing gross and fine motor skills, by getting your child to play with paint, use play dough, thread, use chalk on the concrete and begin to practice writing with a good pencil grip.
- Play games like catching and throwing, football, dance and other ball games.



- Discuss with your child the importance of a healthy and balanced diet.
- Talk about the importance of brushing your teeth twice a day.



**At home, you can help by:**



**This could help:**

[https://www.youtube.com/watch?v=wCio\\_xVlgQ0](https://www.youtube.com/watch?v=wCio_xVlgQ0)

<https://www.dentalhealthcareeoe.nhs.uk/downloads/category/early-years/>

**Dough Disco** is a high tempo, high energy session with play dough. Children develop fine motor muscles by manipulating the dough in a variety of ways, which in turn helps to improve their mark making and writing. If you wanted to have a go at home, there are some videos on YouTube you can try, or simply put on your favourite music and dough dance away!

*Here are some of the Dough Disco moves;* Squeeze (small portions for smaller hands), pat, poke – using all your fingers one at a time, squash into a pancake, tear, twist, roll into a ball, roll into a sausage, pinch and use tools to make patterns – these can include household tools such as knives and forks, potato mashers, cookie cutters etc.

<https://www.youtube.com/watch?v=BOLR3pQt8zg>

