

Coventry Year 2

English


Focus texts: Claude in the City, The Street Beneath My Feet, Jack Frost

Writing Outcomes: Character Description, Newspaper Report, Instruction Text, Setting Description.


Grammar: Alliteration, Subordinating Conjunctions, Determiners and Generalisers, Similes

Guided reading: Using the reading VIPERS to focus on the skills of: vocabulary, inference, prediction, explaining, retrieval and sequencing.

We will also be focusing on **phonics**, **spelling** and **handwriting**.



At school, we will learn:



At home, you can help by:



This could help:

Mathematics

This term we will be working on:

Addition and Subtraction
Data Handling
Money
Problem Solving



We will also continue with our weekly Assertive Mentoring Lessons, which visit all Year 2 mathematical skills including: Place Value, Addition and Subtraction, Multiplication and Division, Fractions, Geometry and Measures.

Autumn 2 Key Instant Recall Facts:
Multiplying and Dividing by 2.

Encourage your child to use their number skills in everyday situations. Ask them to count, add and subtract in fun ways.

Practise number bonds to 20 and beyond.
Count in jumps of 2, 3, 5 and 10!

- You could:
- Find change in a shop
 - Find the total of items in your shopping basket
 - Share sweets into equal groups
 - Count coloured cars on the road

Encourage your child to use their mental calculation strategies.

Log onto **Numbots** at least twice a week.



Hit the Button



Visit the **Topmarks** website:

www.topmarks.co.uk

Visit our **school website**:

www.sjv.coventry.sch.uk/interactive-maths-games



Find Reading Vipers sentence stems here:

[https://](https://www.literacyshedplus.com/en-gb/resource/reading-vipers-question-stems-ks1)

www.literacyshedplus.com/en-gb/resource/reading-vipers-question-stems-ks1

Useful websites:

www.oxfordowl.co.uk

www.phonicsplay.co.uk

<https://www.topmarks.co.uk/english-games/7-11-years/spelling-and-grammar>

Useful free apps for story telling:

Toontastic

Comics

PuppetPals

Religious Education

Sharing in the Life of Jesus

Children will know important stories from the New Testament about the life of Jesus and Mary and the call of the disciples. They will understand that the Rosary is a special form of Christian prayer. The children will know about the example of saints.

Advent

The children will learn that Advent is a season of preparation for Christmas. They will be able to describe the Advent Wreath and explain what it symbolises. They will know the story of John the Baptist, and think about the way he prepared the way for Jesus.

Attend mass each week, virtually or in person.

Encourage your child to talk about the kind of person God intends them to be and how this can be seen through their actions.

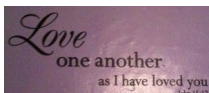


Set aside a special time of day to pray together as a family.

Have a special place in your home dedicated to God.

Think about ways in which you can contribute to the community and Parish life as a family.

Discuss some of the parables of Jesus, talk about the messages we learn from them.



**At school,
we will
learn:**

**At home,
you can
help by:**

**This could
help:**

Science

Living Things and Their Habitats

The children will learn to:

Ask questions to decide if a thing is living, dead or has never been alive.

Identify some plants and animals in global habitats.

Identify and name minibeasts in microhabitats.

Gather and record information.

Suggest how an animal is able to survive in their habitat.

Draw a simple food chain.

At home you could:

Create a tally chart to record how often you see different types of animals.

Visit different habitats, e.g. pond, woodland, urban.

Create a shoebox habitat.



http://www.bbc.co.uk/schools/scienceclips/ages/8_9/habitats.

<https://www.theschoolrun.com/what-is-a-habitat>

<https://www.pinterest.co.uk/cmpendleton/animal-habitats/?lp=true>

**BBC
Bitesize**

Humanities

Coventry

We will be answering the following questions:

Where in the world is Coventry?

What are the human and physical features of Coventry?

Why have lots of key industries located themselves in Coventry?

How has Coventry changed since the Blitz?

**At school,
we will
learn:**

Visit Coventry city centre, can you spot the old and new parts?

Take a walk in your local area, make a record of any of the human or physical features that you see.

Research the key industries that have been located in Coventry,

Use atlases and maps at home...
Can you read the map symbols?

[www.wartgames.com/themes/
geography/maps.html](http://www.wartgames.com/themes/geography/maps.html)

<http://mapgames.org/>



**This could
help:**

Arts

Artist Focus: Helen Briel

Skill Focus: 3D

Helen Briel is a Canadian artist known for her clay jewellery. She also uses printing techniques to create texture within her work.

In this unit the children will be producing War Medals using the techniques used by Helen Briel. They will practise these skills when creating a clay finger pot too.

**At home,
you can
help by:**

Encourage your child to have a love of art. Allow them to use different art materials at home to draw, paint, print and sculpt with.



<https://www.helenbreil.com/>

