

# Stone Age to Iron Age Year 3


## English

### Focus texts:


**Focus texts:** Stone Age Boy, How to Wash a Woolly Mammoth, and Cave Baby.

**Writing Outcomes:** Diary Entry, Letter Writing, Fact File, Instruction Writing.

**English Skills:** Punctuation, Comprehension Guided Reading, Grammar, Spelling, Handwriting.



**At school, we will**



Read as much as possible with and to your child and encourage them to discuss what they have read.

Questioning them on what they have read will help to develop their understanding of the text on a deeper level - How do you know? Why do you think this? Which word/words tell you this?

**Remember: There is no App to replace your lap –**


**Read to your child!**

**At home, you can help by:**

Use these question stems to support reading at home.


[https://www.literacyshedblog.com/uploads/1/2/5/7/12572836/ks2\\_reading\\_vipers.pdf](https://www.literacyshedblog.com/uploads/1/2/5/7/12572836/ks2_reading_vipers.pdf)

[www.oxfordowl.co.uk](http://www.oxfordowl.co.uk)




The Ninja series of books are an essential toolkit for spelling and writing support.

Vocabulary  
Infer  
Predict  
Explain  
Retrieve  
Summarise



**This could help:**



- ◆ Place value within 1000
- ◆ Addition and subtraction of 10s and 1s using 3-digit numbers
- ◆ Statistics - pictograms and bar charts



Encourage your child to use their number skills in everyday situations. Ask them to add, subtract, multiply and divide in fun ways. For example, finding change in a shop, finding the total of items in your shopping basket, dividing sweets into equal groups. Encourage your child to use their mental calculation strategies.

**Times tables will also be an important part of learning during this year.**

[www.topmarks.co.uk/maths-games/5-7years](http://www.topmarks.co.uk/maths-games/5-7years)

TimesTables Rockstars—log on regularly



Remember to refer to school website for links to games to use at home.

# Religious Education

## Belonging We Gather as God's Family.

Children will know that Baptism is the Sacrament of Belonging to God's Family, the Church. They will be able to identify some signs and symbols of Baptism and express their meaning. They will be also be able to Sequence the Rite of Baptism and be able to discuss elements of the Celebration of Mass about gathering as the Family of God.

## We Listen to God's word at Mass

Children will know and understand the importance of listening. They will know the structure of the Liturgy of the Word at Mass and will be able to discuss and write about why it is important that Christians listen to the Word of God.



Attend Mass every week and talk about the Liturgy and the Gospel.

Encourage your child to talk about the kind of person God intends them to be and how this can be seen through their actions.

Set aside special time every day to pray together as a family.

Have a special place in your home dedicated to God.

Thinking about ways in which you can contribute to the community and Parish life as a family.



**At school,  
we will  
learn:**

**At home,  
you can  
help by:**

**This could  
help:**

# Science

## Light and Shadows

- ◆ Recognise that that they need light in order to see things and that dark is the absence of light.
- ◆ That light is reflected from surfaces.
- ◆ Recognise that light from the sun can be dangerous and that there are ways to protect their eyes.
- ◆ Recognise that shadows are formed when the light from a source is blocked by a solid object.
- ◆ Find patterns in the way that the size of shadows change.

- ◆ Have fun creating shadows.
- ◆ Look for a pattern - What happens when the light source moves closer or further away from the object?
- ◆ Ask your child to explain what they have learnt in their science lessons.



The [BBC Bitesize Light and Dark](#) web page has lots of video clips and ideas on light, reflection and shadows.

This [website](#) contains useful animations of how shadows change, and includes a statistics activity involving noticing patterns.

# Humanities

## Stone Age to Bronze Age

- ◆ What was life like in the Paleolithic and Mesolithic?
- ◆ What changed during these times?
- ◆ What did people eat?
- ◆ Who were the Beaker people?
- ◆ What is a hillfort?
- ◆ How did the Bronze Age move into the Iron Age?



- ◆ Carry out some research of your own – Where is Stonehenge, Skara Brae?
- ◆ What was life like during these times?
- ◆ What can we look at now that reminds us of this time in history?



<https://www.youtube.com/watch?v=iyOCfYd1hWg>

<https://www.bbc.co.uk/scotland/learning/primary/skarabrae/>

**At school,  
we will  
learn:**

**At home,  
you can  
help by:**

**This could  
help:**

# Arts

## Artist focus: Henri Matisse

Henri Matisse is a French artist. He has many well-known pieces in a variety of styles – paintings, collage, printing. This term we will be studying the way he used engraving for printmaking.

Children to create their own print block.



Encourage your child to have a love of art. Allow them to use different art materials at home to draw and paint.



[https://kids.kiddle.co/Henri\\_Matisse](https://kids.kiddle.co/Henri_Matisse)

<https://www.tate.org.uk/kids/explore/who-is/who-henri-matisse>