



Literacy

This term the children will be focusing on;

- Writing letters and identifying the corresponding sounds from Level 1+ Floppy Phonics sounds.
- Learning Stage Two reading words.
- Learning High Frequency Words.
- Beginning to write captions and short sentences.

Encourage your child to begin to practise the letter formation correctly using the Floppy Phonics letter formation guide.

Love one another



At school,
we will
learn:



At home,
you can
help by:



We will be focusing on **Level 2** sounds this half term, following the Floppy Phonics scheme. We will be reading individual letters by saying the sounds for them and then blending sounds into words. Children will begin to read short words made up of known letter-sound correspondences.

At home you could help by:

- Helping your child to articulate the sounds they read correctly.
- Reading to your child for at least 10 minutes each night so that they begin to develop a love for reading.

<https://www.phonicsplay.co.uk/>

<https://www.bbc.co.uk/iplayer/episodes/b01cz0p1/alphablocks>

<https://www.teachyourmonstertoread.com/>

<https://www.youtube.com/watch?v=BOLR3pQt8zg>

<https://www.edshed.com/en-gb/LetterTiles>

Phonics

This could
help:



Maths

This term we will be focussing on the following skills with numbers to 10;

- Count objects, actions and sounds.
- Subitise and compare numbers.
- Understand the 'one more than/one less than' relationship between consecutive numbers.
- Explore the composition of numbers to 10.
- Explore measure (height, length and weight)



Encourage your child to use their number skills in everyday situations.

You could:

- Compare groups of objects up to 10, using more or less.
- Select the right numerals to represent the correct numbers, showing 1 to 10.
- Get your child to write out the numbers 0 to 9, ensuring they are forming them correctly.
- Help to weigh out ingredients when cooking and look at ordering objects in size order.

<https://www.bbc.co.uk/iplayer/episodes/b08bzfnh/numberblocks>

<https://www.topmarks.co.uk/maths-games/3-5-years/counting>

<https://www.growinghandsonkids.com/hand-strengthening-activities-for-children.html>



Religious Education

Christmas

During this unit, the children will know that Jesus was born in a stable in Bethlehem and that his first visitors were shepherds. They will learn and be able to recall some parts of the Christmas story.

The children will continue to learn our daily prayers, including The Hail Mary and Our Father.



Baptism

In this unit the children will know that at Baptism they are given a Christian name. They will be able to participate in a role-play of the celebration and identify a few symbols of Baptism. They will know that Baptism is a special celebration to welcome people into God's Family. They will also know that Jesus' Presentation in the Temple was a special celebration for him.

The children will continue to learn our daily prayers, including The Hail Mary and Our Father.




At home you can help by:

- Attend mass each week, virtually or in person.
- Have a special place in your home dedicated to God.
- Continue to practise our classroom prayers as a family.
- Think about the Christmas story and recall it together at home.
- Encourage your child to talk about the kind of person God intends them to be and how this can be seen through their actions.



**At school,
we will
learn:**



**This could
help:**



Understanding the World

Understanding of the World is about how children get to know about other people, the place where they live and about all aspects of the environment. Understanding the World is broken down into three aspects:

Past and Present, People, Culture and Communities and The Natural World.

Throughout this term, the children will:

- Identify similarities and differences between where they live and, homes and schools in other countries.
- Compare life for children in different countries.
- Talk about the features of my immediate environment
- Recognise some environments are different to the one I live in.
- Learn about light and dark, thinking about the animals we may see during this time.
- Explore shadows and how light can cast a shadow.
- Observe features in the natural world in a contrasting environment, drawing what they see.
- Compare and contrast settings, events or characters from the past that they have met in book.



- Encourage independence when dressing and undressing.
- Discuss the new school rules that they have learnt... do they remember them?
- Talk to them about friendships and what it is like to be a friend.
- Encourage your child to talk about what they have done, what they are proud of and what they have achieved.

Hello, World

C&L

Communication and Language

Throughout the term, the children will;

- Understand how to listen carefully and why listening is important, through circle time and listening games.
- Learn new vocabulary and use this throughout the day.
- Articulate their ideas and thoughts in well-formed sentences.
- Engage in story times, talking about stories and building familiarity and understanding.
- Retell a story, once they have developed a deep familiarity with the text; some as exact repetition and some in their own words.
- Listen carefully to rhymes and songs, paying attention to how they sound and learning them.
- Describe events in some detail.



- Ask your child some questions about stories they have listened to, this will develop their comprehension skills.
- Think about what we may need in a suitcase to visit different places in the world.
- Visit a Library and look at non-fiction books about nocturnal animals, or light and dark.
- Discuss different times of day and the routines we have during daytime and night time.



This can help:

<https://www.roadwise.co.uk/schools/using-the-road/green-cross-code/>


<https://www.bbc.co.uk/teach/school-radio/nursery-rhymes-songs-index/zhwdgwx>

At school, we will



At

home,



Expressive A&D

Expressive Arts and Design

During this half term the children will complete a variety of activities where they will be able to express their artist skills.

They will:

- Produce their own artwork using a range of media and materials.
- Use their own experiences and learnt stories, to develop storylines, sometimes working with others.
- Use their imagination to work with a range of props which are used flexibly, in my creative play.



- Encouraging your child to sing songs and say nursery rhymes, join in with them.
- Experiment with paint...what colours can you make by mixing?
- Discuss their features, does everyone look the same?



<https://www.bbc.co.uk/cbeebies/makes>

You could also encourage your child to:

- Engage in role play - creating imaginative play and include a story line in their play.
- Listen to and join in with songs, music and dance.
- Explore different sounds using instruments, creating music.


PSED

Personal, Social and Emotional Development

During this term, children will begin to;

- See themselves as a valuable individual.
- Build constructive and respectful relationships with adults and peers.
- Express their feelings and consider the feelings of others.
- Show resilience and perseverance in the face of challenge.
- Identify and moderate their own feelings socially and emotionally.
- Think about the perspectives of others.

We will be following the 'Life to the Full' scheme of work and focus on 'zones of regulation'.



- Discuss with your child the importance of a healthy and balanced diet.
- Talk about the importance of brushing your teeth twice a day.



https://www.youtube.com/watch?v=wCio_xVlgQ0

<https://www.dentalhealthcare.nhs.uk/downloads/category/early-years/>

At school, we will learn:



At home, you can help by:



This could help:

Physical Development

Children will continue to:

- Use their core muscle strength to achieve a good posture when sitting at a table or sitting on the floor.
- Develop overall body-strength, balance, co-ordination and agility.
- Develop the foundations of a handwriting style which is fast, accurate and efficient.

This can help:

- Encouraging your child to try new things and do some extracurricular activities where possible.
- Encouraging and developing gross and fine motor skills, by getting your child to play with paint, use play dough, thread, use chalk on the concrete and begin to practice writing with a good pencil grip.
- Play games like catching and throwing, football, dance and other ball games.

Dough Disco is a high tempo, high energy session with play dough. Children develop fine motor muscles by manipulating the dough in a variety of ways, which in turn helps to improve their mark making and writing. If you wanted to have a go at home, there are some videos on you tube you can try, or simply put on your favourite music and dough dance away!

Here are some of the Dough Disco moves; Squeeze (small portions for smaller hands), pat, poke – using all your fingers one at a time, squash into a pancake, tear, twist, roll into a ball, roll into a sausage, pinch and use tools to make patterns – these can include household tools such as knives and forks, potato mashers, cookie cutters etc.

<https://www.youtube.com/watch?v=BOLR3pQt8zg>

