



All About Me

Literacy

This term the children will be focusing on;

- Recognising and writing their own name.
- Writing letters and identifying the corresponding sounds.
- Learning Stage One reading words.
- Learning High Frequency Words.
- Listen to and sing Nursery rhymes, and poems.

Encourage your child to begin to practise the letter formation correctly using the Anima Phonics letter formation guide.

Love one another



as I have loved you.

At school, we will learn:



At home, you can help by:

We will be focusing on **Phase 2** sounds this half term, following the Anima Phonics scheme. We will be reading individual letters by saying the sounds for them and then blending sounds into words. Children will begin to read short words made up of known letter-sound correspondences.

At home you could help by:

- Helping your child to articulate the sounds they read correctly.
- Reading to your child for at least 10 minutes each night so that they begin to develop a love for reading.



This could help:



Maths

This term we will be focussing on the following skills with numbers to 5;

- Count objects, actions and sounds.
- Subitise and compare numbers.
- Link the numeral with its cardinal number value.
- Understand the 'one more than/one less than' relationship between consecutive numbers.
- Compare quantities up to 5 where some may be equal.



Encourage your child to use their number skills in everyday situations.

You could:

- Count the stairs as you climb them.
- Select the right numerals to represent the correct numbers, showing 1 to 5.
- Get your child to write out the numbers 0 to 5, ensuring they are forming them correctly.
- Wherever possible, get your child looking at numbers in the environment.

- <https://www.phonicsplay.co.uk/>
- <https://www.bbc.co.uk/iplayer/episodes/b01cz0p1/alphablocks>
- <https://www.teachyourmonstertoread.com/>
- <https://www.youtube.com/watch?v=BOLR3pQt8zg>
- <https://www.edshed.com/en-gb/LetterTiles>

Phonics

- <https://www.bbc.co.uk/iplayer/episodes/b08bzfnh/numberblocks>
- <https://www.topmarks.co.uk/maths-games/3-5-years/counting>
- <https://www.growinghandsonkids.com/hand-strengthening-activities-for-children.html>




Religious Education

Creation

During this unit, the children will develop the idea of creation to include their gifts and talents as God given. They will learn that the Bible is God's book and we will think about everything God has created, what makes us special and what we're good at.

The children will also begin to learn our daily prayers, including The Hail Mary and Our Father.



People Who Care For Us

This unit further explores family relationships within the context of caring for one another.

Importance is placed upon the value of celebration. This is further developed by hearing about times of celebration Jesus shared with his family and friends.

The children will learn how to make the sign of the cross correctly and join in with simple prayers.

At home you can help by:

- Attend mass each week, virtually or in person.
- Have a special place in your home dedicated to God.
- Continue to practise our classroom prayers as a family.
- Think about and recognise the gifts your child have which are God given, and how these can be used to help others in the community.
- Encourage your child to talk about the kind of person God intends them to be and how this can be seen through their actions.



**At school,
we will
learn:**



**This could
help:**



Understanding the World

Understanding of the World is about how children get to know about other people, the place where they live and about all aspects of the environment. Understanding the World is broken down into three aspects:

Past and Present, People, Culture and Communities and The Natural World.

Throughout this term, the children will:

- Talk about and sequence members of their immediate family.
- Name and describe people who are familiar to them.
 - Understand the things that make them unique.
 - Explore and observe the natural world around them, making observational drawings.
- Recognise some environments that are different to the one in which they live.
- Talk about how life may be different for children living elsewhere.
- Begin to understand the difference between 'then' and 'now'.
- Begin to compare and contrast settings, events and characters from the past, including those they have met in books.

family

- Encourage independence when dressing and undressing.
- Discuss the new school rules that they have learnt... do they remember them?
- Talk to them about friendships and what it is like to be a friend.
- Encourage your child to talk about what they have done, what they are proud of and what they have achieved.

Hello, World

C&L

Communication and Language

Throughout the term, the children will;

- Enjoy talking with others.
- Enjoy non-fiction books and taking part in storylines.
- Use talk to take on different roles in a range of activities, including imaginative play.
- Retell the story, once they have developed a deep familiarity with the text; some as exact repetition and some in their own words.
 - Listen carefully to rhymes and songs, paying attention to how they sound and learning them.
- Begin to use talk to help them organise their thinking, work out problems and explain their ideas.



At school, we will learn:



Expressive A&D

Expressive Arts and Design

During this half term the children will complete a variety of activities where they will be able to express their artistic skills through song, dance, role-play and art.

They will:

- Mix primary colours to make secondary colours.
- Show increasing details in their work, self-correcting any mistakes.
- Draw from imagination, sharing ideas with peers.
- Sing in a group, attempting to match pitch and following the melody.
 - Represent some emotions in drawings.
- Start to understand different emotions through music.

The children will also:

- Draw family portraits and self-portraits.
- Think about the resources they are using and how this can create different styles of painting and drawing.

- Talk about who is in your family, discuss past and present and how things have changed.
- Talk about who lives with your child, can they talk about their family?
- Talk about what you child is excited about this year at school.
- Ask your child some questions about stories they have listened to, this will develop their comprehension skills.

At home, you can help by:

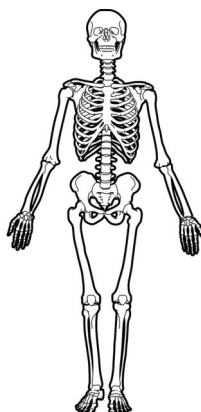


- Encouraging your child to sing songs and say nursery rhymes, join in with them.
- Experiment with paint... what colours can you make by mixing?
- Discuss their features, does everyone look the same?
 - Get messy and have some fun!

Get your child to help out with a task at home, such as cooking a simple meal, baking a cake, setting the table or making your bed.

Get them to listen to the instructions and encourage them to ask questions about how they could help and what needs doing.

Talk about how they helped and discuss any mistakes made, making suggestions of what would work better next time.



<https://www.bbc.co.uk/cbeebies/makes>

You could also encourage your child to:

- Engage in role play - creating imaginative play and include a story line in their play.
- Listen to and join in with songs, music and dance.
- Explore different sounds using instruments, creating music.

PSED

Personal, Social and Emotional Development

During this term, children will begin to;

- See themselves as a valuable individual.
- Build constructive and respectful relationships with adults and peers.
- Express their feelings and consider the feelings of others.
- Show resilience and perseverance in the face of challenge.
 - Identify and moderate their own feelings socially and emotionally.
- Think about the perspectives of others.

We will be following the 'Life to the Full' scheme of work shown below:

Module 1 – Created and Loved by God



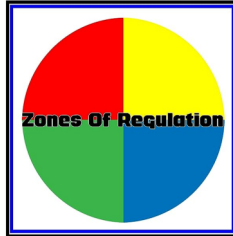
- Discuss with your child the importance of a healthy and balanced diet.
- Talk about the importance of brushing your teeth twice a day.



https://www.youtube.com/watch?v=wCio_xVlqQ0

<https://www.dentalhealthcareeoe.nhs.uk/downloads/category/early-years/>

At school, we will learn:



At home, you can help by:



This could help:

Physical Development

Children will begin to:

- Use different balancing and climbing equipment.
- Use different implements like scissors with increasing control.
- Move their body in different ways, changing direction and speed.
- Develop a strong pencil grip in preparation for fluent writing.

This can help:

- Encouraging and developing gross and fine motor skills, by getting your child to play with paint, use play dough, thread, use chalk on the concrete and begin to practice writing with a good pencil grip.
- Play games like catching and throwing, football, dance and other ball games.

Dough Disco is a high tempo, high energy session with play dough. Children develop fine motor muscles by manipulating the dough in a variety of ways, which in turn helps to improve their mark making and writing. If you wanted to have a go at home, there are some videos on you tube you can try, or simply put on your favourite music and dough dance away!

Here are some of the Dough Disco moves; Squeeze (small portions for smaller hands), pat, poke – using all your fingers one at a time, squash into a pancake, tear, twist, roll into a ball, roll into a sausage, pinch and use tools to make patterns – these can include household tools such as knives and forks, potato mashers, cookie cutters etc.

<https://www.youtube.com/watch?v=BOLR3pQt8zg>

