

From Flint to Iron


English

Focus texts:


Focus texts: Stone Age Boy, How to Wash a Woolly Mammoth, and Cave Baby.

Writing Outcomes: Non-Chronological report—prehistoric animals, Diary Entry, Instructions Writing.

English Skills: Punctuation, Comprehension Guided Reading, Grammar, Spelling, Handwriting.



At school, we will



- ◆ Place value within 1000
- ◆ Addition and subtraction of 10s and 1s using 3-digit numbers
- ◆ Statistics - pictograms and bar charts



Read as much as possible with and to your child and encourage them to discuss what they have read.

Questioning them on what they have read will help to develop their understanding of the text on a deeper level - How do you know? Why do you think this? Which word/words tell you this?

Remember: There is no App to replace your lap –

Read to your child!

At home, you can help by:


Encourage your child to use their number skills in everyday situations. Ask them to add, subtract, multiply and divide in fun ways. For example, finding change in a shop, finding the total of items in your shopping basket, dividing sweets into equal groups. Encourage your child to use their mental calculation strategies.

Times tables will also be an important part of learning during this year.

Use these question stems to support reading at home.


https://www.literacyshedblog.com/uploads/1/2/5/7/12572836/ks2_reading_vipers.pdf

www.oxfordowl.co.uk




The Ninja series of books are an essential toolkit for spelling and writing support.

Vocabulary
Infer
Predict
Explain
Retrieve
Summarise



This could help:



www.topmarks.co.uk/maths-games/5-7years

TimesTables Rockstars—log on regularly



Remember to refer to school website for links to games to use at home.

Religious Education

Belonging We Gather as God's Family.

Children will know that Baptism is the Sacrament of Belonging to God's Family, the Church. They will be able to identify some signs and symbols of Baptism and express their meaning. They will be able to Sequence the Rite of Baptism and be able to discuss elements of the Celebration of Mass about gathering as the Family of God.

We Listen to God's word at Mass

Children will know and understand the importance of listening. They will know the structure of the Liturgy of the Word at Mass and will be able to discuss and write about why it is important that Christians listen to the Word of God.



Attend Mass every week and talk about the Liturgy and the Gospel.

Encourage your child to talk about the kind of person God intends them to be and how this can be seen through their actions.

Set aside special time every day to pray together as a family.

Have a special place in your home dedicated to God.

Thinking about ways in which you can contribute to the community and Parish life as a family.



**At school,
we will
learn:**

**At home,
you can
help by:**

**This could
help:**

Science

Light and Shadows

- ◆ Recognise that that they need light in order to see things and that dark is the absence of light.
- ◆ That light is reflected from surfaces.
- ◆ Recognise that light from the sun can be dangerous and that there are ways to protect their eyes.
- ◆ Recognise that shadows are formed when the light from a source is blocked by a solid object.
- ◆ Find patterns in the way that the size of shadows change.

- ◆ Have fun creating shadows.
- ◆ Look for a pattern - What happens when the light source moves closer or further away from the object?
- ◆ Ask your child to explain what they have learnt in their science lessons.



The [BBC Bitesize Light and Dark](#) web page has lots of video clips and ideas on light, reflection and shadows.

This [website](#) contains useful animations of how shadows change, and includes a statistics activity involving noticing patterns.

Humanities

Stone Age to Iron Age

- ◆ What changed during these times?
- ◆ How did Stone Age hunter-gatherer's live? What did people eat?
- ◆ Who are the beaker people?
- ◆ What is Skara Brae?
- ◆ What are roundhouses and hill forts?
- ◆ Which was best: Stone, Bronze or Iron Age?



**At school,
we will
learn:**



- ◆ Carry out some research of your own – Where is Stonehenge, Skara Brae?
- ◆ What was life like during these times?
- ◆ What can we look at now that reminds us of this time in history?



**At home,
you can
help by:**

<https://www.youtube.com/watch?v=iyOCfYd1hWg>

<https://www.bbc.co.uk/scotland/learning/primary/skarabrae/>

**This could
help:**

Arts

**Theme: Gestural Drawing with
Charcoal**

**Enquiry question: How can we
use gestural drawing with
charcoal to make drawings full of
energy and drama?**

Children will experiment and
create with charcoal. Their art is linked
to our topic on the Stone Age.

Encourage your child to have a love of
art. Allow them to use different art
materials at home to draw and paint.



Focus artist: Laura McKendry who
uses charcoal to make large
gestural drawings



We will also compare her work to
that of artist Edgar Degas.