

Welcome to Coventry


English

Class Texts: The children will study the following writing genres and their features through our class texts: **Dear Greenpeace** and **Flat Stanley**.

- Letters and postcards
- Non-chronological report
- Character descriptions
- Persuasive letters
- Book Review
- Newspaper report




**At school,
we will
learn:**



- encouraging your child to read daily, with opportunities to read to an adult and discuss the text often;
- enabling your child to practise their writing to develop letter formation and joined handwriting.



**At home,
you can
help by:**



BBC Bitesize

<https://www.bbc.co.uk/bitesize/subjects/zgkw2hv>

Oxford Owl—Free Online Library

https://www.oxfordowl.co.uk/for-home/find-a-book/library-page/?view=image&query=&type=book&age_group=Age+4-8&level=&level_select=&book_type=&series=#



**This could
help:**



Mathematics

The children will study the following:

- Counting to and across 100
- Place value of two-digit numbers
- Compare and order numbers to 100
- Add and subtract numbers to 100
- Recognise, name and sort 2D and 3D shapes
- Statistics including tables, tally charts, block graphs and pictograms.



- supporting your child with the homework tasks set.
- Encouraging your child to show their methods when completing problem solving tasks.
- encouraging your child to practise their times tables facts and to respond quickly to mental maths questions.



<https://trockstars.com/>

<https://play.numbots.com/>

<https://garyhall.org.uk/gordons-numeracy-its.html>

<https://www.bbc.co.uk/bitesize/subjects/zjxhfg8>



Religious Education

This half term, our Religious Education will focus on Old Testament Stories and Prayers & Sharing in the Life of Jesus.

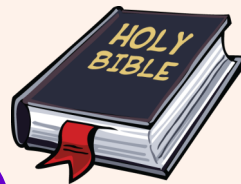
The children will find out about:

- The two parts of the Bible—The Old Testament and the New Testament;
- Old Testament stories involving Noah, Jonah, Abraham, Isaac and David;
- From the New Testament—the life of Jesus, Mary and the call of the Disciples.

Our virtues: Curious and Active



At school, we will learn:



At home, you can help by:

- attending Mass in church
- reading the Gospel of the day prior to weekend mass each week at <https://universalis.com/>
- saying prayers together at the beginning and end of each day and before and after meals.



This could help:

BBC Bitesize—Bible Stories

<https://www.bbc.co.uk/teach/school-radio/audio-stories-bible-stories/zrfygp8>

Growing Up Catholic (Resources for parents)

<https://www.growingupcatholic.com/parents.html>

Live Streaming of Mass

https://www.youtube.com/channel/UCXiaLhrE1K_mXmCADVniRXw/featured



Science

This half term the children will study Living Things and their Habitats .

The children will:

- explore and compare the differences between things that are living and dead;
- Identify that most living things live in habitats to which they are suited;
- Identify and name a variety of plants and animals in their habitats, and describe how animals obtain their food.

- talking to the children about their learning and supporting them with science vocabulary such as: living, dead, habitats, alive, food chain.
- carrying out simple research and observations on plants and animals at home;



BBC Bitesize Science

<https://www.bbc.co.uk/bitesize/topics/zx882hv>

Wow Science

https://wowscience.co.uk/?_sft_category=animals

National Geographic for Kids

<https://kids.nationalgeographic.com/animals>

Humanities



As part of their study of 'Coventry—My Home' the children will answer the following questions:

- 1) Where is Coventry in the United Kingdom?
- 2) What are the key human features of Coventry? (Three Spires, Cathedrals, Universities, Theatre, Canal, Football Stadium, Parks and Museums)
- 3) Why do people move to Coventry?
- 4) Where is my school compared to Coventry City Centre?

**At school,
we will
learn:**



- talking about events within living history and beyond.
- using a range of sources, including the internet, to find out about the past.
- Visit the local area, particularly places of interest such as the Cathedrals, parks, monuments and other important landmarks.



**At home,
you can
help by:**

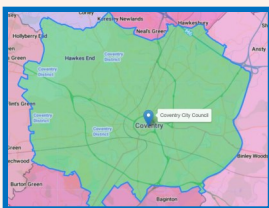


Visit Coventry

<https://visitcoventry.co.uk/>

BBC Bitesize

<https://www.bbc.co.uk/bitesize/subjects/zcdqxn>



**This could
help:**

Arts

The children will focus on developing their printing and drawing skills, experimenting with different techniques used by artists. They will

- understand that artists find inspiration for artwork from their environment.
- explore their environment and collect things that inspire them.
- explore different drawing exercises to record the things they have collected.
- use a range of materials to create lots of varied mark making drawings of natural objects around them.



- encouraging your child to practise their drawing skills at home.
- finding out about a range of artists and their work.
- Encouraging your child to keep a sketch book, in which they keep notes, drawings and images to represent their ideas for art work.



BBC Bitesize Art and Design

<https://www.bbc.co.uk/bitesize/articles/zsfmh4j>

The Tate Gallery Online

<https://www.tate.org.uk/kids/games-quizzes/tate-draw>

