



Journeys

Literacy

This term the children will be focusing on;

- Recognising and writing their own name correctly.
- Writing letters and identifying the corresponding sounds from Phase 2 and Phase 3.
- Learning Stage Two reading words.
- Learning High Frequency Words.
 - Forming letters correctly.

Encourage your child to begin to practise the letter formation correctly using the Floppy Phonics letter formation guide.

Love one another



as I have loved you.

At school, we will learn:



At home, you can help by:

We will be focusing on **Phase 3** sounds this half term, following the Anima Phonics scheme. We will be reading individual letters by saying the sounds for them and then blending sounds into words. Children will begin to read short words made up of known letter-sound correspondences.

At home you could help by;

- Helping your child to articulate the sounds they read correctly.
- Reading to your child for at least 10 minutes each night so that they begin to develop a love for reading.



This could help:



Maths

This term we will be focussing on the following skills with numbers to 5;

- Partitioning numbers to 5 using the part-whole model.
 - Learning number bonds to 5.
- Describe movements using up, down and across.
- Begin to identify and name 2D and 3D every day shapes.
- Discover the characteristics and attributes of shapes through play.
- We will also introduce and reinforce positional language.



Encourage your child to use their number skills in everyday situations.

You could:

- Count the stairs as you climb them.
- Select the right numerals to represent the correct numbers, showing 1 to 5.
- Look at everyday shapes in the community and at home, comparing them to 2D and 3D shapes.
 - Go on a shape hunt.

<https://www.phonicsplay.co.uk/>

<https://www.bbc.co.uk/iplayer/episodes/b01cz0p1/alphablocks>

<https://www.teachyourmonstertoread.com/>

<https://www.youtube.com/watch?v=BOLR3pQt8zg>

<https://www.edshed.com/en-gb/LetterTiles>



<https://www.bbc.co.uk/iplayer/episodes/b08bzfnh/numberblocks>

<https://www.topmarks.co.uk/maths-games/3-5-years/counting>

<https://www.growinghandsonkids.com/hand-strengthening-activities-for-children.html>




Religious Education

People Who Care For Us

This unit further explores family relationships within the context of caring for one another. Importance is placed upon the value of celebration. This is further developed by hearing about times of celebration Jesus shared with his family and friends.

The children will continue to learn our daily prayers, including The Hail Mary and Our Father.



At school, we will learn:

Advent

In this unit the children mark the time of advent, giving each week a focussed preparation activity. They will learn that there are four weeks in Advent and take part in a Prayer Service. The children will also have the opportunity to take a Prayer bag home to complete collective worship at home with their family.



At home you can help by:

- Attend mass each week, virtually or in person.
- Have a special place in your home dedicated to God.
- Continue to practise our classroom prayers as a family.
- Think about preparation and how we prepare for the special season of Christmas.
 - Think about the importance of welcoming Jesus into our homes during Christmas time.
- Encourage your child to talk about the kind of person God intends them to be and how this can be seen through their actions.



This could help:



Understanding the World

Understanding of the World is about how children get to know about other people, the place where they live and about all aspects of the environment. Understanding the World is broken down into three aspects:

Past and Present, People, Culture and Communities and The Natural World.

Throughout this term, the children will;

- Know the role of the emergency services and how to call for help.
 - Identify a range of features on a map.
 - Begin to name places of worship.
- Observe some features in the natural world and make drawings of them.
 - Begin to understand natural processes.
 - Explain what can happen on special days.
- Begin to order the days of the week, knowing that they repeat.
 - Begin to compare their own experiences to those they come across in books.
- Look at different celebrations that take place during this term, including Diwali, Bonfire Night and Remembrance Day.



- Encourage independence when dressing and undressing.
 - Discuss the new school rules that they have learnt... do they remember them?
 - Talk to them about friendships and what it is like to be a friend.
- Encourage your child to talk about what they have done, what they are proud of and what they have achieved.

Hello, World

C&L

Communication and Language

Throughout the term, the children will;

- Understand how to listen carefully and why listening is important, through circle time and listening games.
 - Learn new vocabulary and use this throughout the day.
- Articulate their ideas and thoughts in well-formed sentences.
- Engage in story times, talking about stories and building familiarity and understanding.
- Retell the story, once they have developed a deep familiarity with the text; some as exact repetition and some in their own words.
- Listen carefully to rhymes and songs, paying attention to how they sound and learning them.
 - Describe events in some detail.



At school, we will learn:



Expressive A&D

Expressive Arts and Design

During this half term the children will completed a variety of activities where they will be able to express their artist skills.

They will:

- Draw from their imagination when creating something.
 - Share their ideas with peers.
 - Mix primary colours to make secondary colours.
 - Sing in a group.
- Name and explore a range of instruments.
- Begin to replicate short routines they have seen in dances.

The children will also:

- Create different types of lines using a variety of media.
- Use different surfaces to create parts of a map and drawings of transport.
- Create pictures of vehicles using printing.

At home, you can




- Ask your child some questions about stories they have listened to, this will develop their comprehension skills.
- Discuss how we travel to school and what journeys we make.
- Talk about where we go on holiday. How do we travel there?
 - Look at and make maps.
- Think about what we may need in a suitcase to visit different places in the world.

- Encouraging your child to sing songs and say nursery rhymes, join in with them.
- Experiment with paint...what colours can you make by mixing?
- Experiment with junk modelling, what vehicles can they make or draw?

This can help:

<https://www.roadwise.co.uk/schools/using-the-road/green-cross-code/>

<https://www.bbc.co.uk/teach/school-radio/nursery-rhymes-songs-index/zhwdgwx>



<https://www.bbc.co.uk/cbeebies/makes>

You could also encourage your child to:

- Engage in role play - creating imaginative play and include a story line in their play.
- Listen to and join in with songs, music and dance.
- Explore different sounds using instruments, creating music.

PSED


Physical Development

Personal, Social and Emotional Development

During this term, children will begin to;

- See themselves as a valuable individual.
- Build constructive and respectful relationships with adults and peers.
- Express their feelings and consider the feelings of others.
- Show resilience and perseverance in the face of challenge.
 - Identify and moderate their own feelings socially and emotionally.
- Think about the perspectives of others.

We will be following the 'Life to the Full' scheme of work and focus on 'zones of regulation'.



- Discuss with your child the importance of a healthy and balanced diet.
- Talk about the importance of brushing your teeth twice a day.



https://www.youtube.com/watch?v=wCio_xVlgQ0

<https://www.dentalhealthcareeoe.nhs.uk/downloads/category/early-years/>

At school, we will learn:

- Children will begin to:
- Use their core muscle strength to achieve a good posture when sitting at a table or sitting on the floor.
 - Develop overall body-strength, balance, co-ordination and agility.
 - Develop the foundations of a handwriting style which is fast, accurate and efficient.

This can help:

- Encouraging your child to try new things and do some extracurricular activities where possible.
 - Encouraging and developing gross and fine motor skills, by getting your child to play with paint, use play dough, thread, use chalk on the concrete and begin to practice writing with a good pencil grip.
- Play games like catching and throwing, football, dance and other ball games.



At home, you can help by:



This could help:

Dough Disco is a high tempo, high energy session with play dough. Children develop fine motor muscles by manipulating the dough in a variety of ways, which in turn helps to improve their mark making and writing. If you wanted to have a go at home, there are some videos on you tube you can try, or simply put on your favourite music and dough dance away!

Here are some of the Dough Disco moves; Squeeze (small portions for smaller hands), pat, poke – using all your fingers one at a time, squash into a pancake, tear, twist, roll into a ball, roll into a sausage, pinch and use tools to make patterns – these can include household tools such as knives and forks, potato mashers, cookie cutters etc.

<https://www.youtube.com/watch?v=BOLR3pQt8zq>

