

# Ancient Egypt Year 4

## English


**Focus texts:** *Secrets of a Sun King & Egyptian Cinderella*

**Writing Outcomes:** Poetry, Newspaper Reports, Persuasive writing, Letters and Narrative.

**Grammar:** Using determiners, clauses, direct speech, expanding sentences using conjunctions, adverbs and prepositions.

**Guided reading:** Using the reading VIPERS to focus on the skills of: vocabulary, inference, prediction, explaining, retrieval and summarising.

We will also be focusing on a weekly spelling rule and neat, joined handwriting.



**At school, we will**




**At home, you can help by:**

Read as much as possible with your child and encourage them to discuss what they have read.

For example: Why do you think the boy was lonely? How do you know he was lonely? This will help to develop their understanding of the text on a deeper level.

Ask your child to practice their weekly spellings both orally and in a written form. The children will be tested on application of these spellings across different pieces of writing, as well as in their weekly text.

Wherever possible please practise handwriting with your child to develop a neat, cursive style of writing.



**Find Reading Vipers sentence stems here:**

<https://www.literacyshedplus.com/en-gb/resource/reading-vipers-question-stems-ks2>

**Useful websites:**

<https://bedrocklearning.org/>  
<https://www.topmarks.co.uk/english-games/7-11-years/spelling-and-grammar>

<http://www.collinsdictionary.com/english-thesaurus>

<http://www.bbc.co.uk/bitesize/ks2/english/>

**This could help:**

## Mathematics

This term we will be working on:

Number and Place Value  
Multiplication Facts  
Measuring  
Area  
Problem Solving



We will also continue with our weekly Assertive Mentoring Lessons, which visit all Year 4 mathematical skills including: Place Value, Addition and Subtraction, Multiplication and Division, Fractions, Decimals, Geometry and Measures.


**We will have a weekly multiplication and division focus**

Encourage your child to practise multiplication and division facts with increased speed.

Get your child adding, subtracting, multiplying and dividing as much as possible! For instance, ask them to calculate a total or change in a shop or divide treats up after dinner.

The more you can encourage your child to use mental calculation strategies, the quicker he/she will progress so keep firing real life mathematical problems their way!

Log onto **TTRockstars** regularly across the week.



Visit the **Topmarks** website:  
[www.topmarks.co.uk](http://www.topmarks.co.uk)

Visit our **school website**:  
[www.sjv.coventry.sch.uk/interactive-maths-games](http://www.sjv.coventry.sch.uk/interactive-maths-games)

# Religious Education

## CREATION & THE STORY OF ABRAHAM TO JOSEPH

The children will hear and learn about some important stories from the Book of Genesis. They will explore some important images of God found in these stories and consider what it means for human beings to be made in the image and likeness of God.



Attend mass each week, talking about the Liturgy and Gospel.



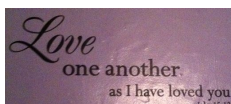
Encourage your child to talk about the kind of person God intends them to be and how this can be seen through their actions.

Set aside a special time of day to pray together as a family.

Have a special place in your home dedicated to God.

Think about ways in which you can contribute to the community and Parish life as a family.

Discuss some of the parables of Jesus, talk about the messages we learn from them.



**At school, we will learn:**

**At home, you can help by:**

**This could help:**

# Science

## Animals Including Humans

This unit focuses on the digestive system in humans and animals and the functions of teeth.

Children will learn more about herbivores, carnivores and omnivores in the context of teeth, digestion and the food chain.

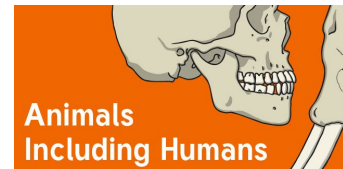
In addition, they will extend their understanding of food chains to more complex chains and food webs.

The children will carry out a scientific enquiry.

**At home you could:**

**Create a weekly diary of how to take care of your teeth**

**Children your own model of a human digestive system.**



**Useful links/apps:**

<http://www.childrensuniversity.manchester.ac.uk/interactives/science/teethandeating/>

<http://www.childrensuniversity.manchester.ac.uk/interactives/science/bodyandmedicine/digestivesystem/>

<http://tinybop.com/apps/the-human-body>

# Humanities

## Walk like an Egyptian

Who was the boy king Tutankhamun?

Why do we know so much about Ancient Egypt?

What was it like to live in Ancient Egypt?

Why was the Nile so important to the Egyptians?

Akhenaten: mad, bad or brilliant?

Why did Ramesses II become known as the 'Great Ancestor'?

Why was Alexandria such an important city?

Create a fact file / power point about Egypt and the River Nile



<http://www.primaryhomeworkhelp.co.uk/Egypt.html>

<https://www.bbc.co.uk/bitesize/topics/zg87xnb>

<https://www.funkidslive.com/learn/top-10-facts-about-ancient-egypt/#>

<http://www.primaryhomeworkhelp.co.uk/Egypt.html>

**At school,  
we will  
learn:**

**At home,  
you can  
help by:**

**This could  
help:**

# Arts

## Focus:

That we can tell stories through drawing.

- That we can use text within our drawings to add meaning.
- That we can sequence drawings to help viewers respond to our story.
- That we can use line, shape, colour and composition to develop evocative and characterful imagery.

In the other option children draw up-on graphic novels and make a comic strip style telling of a piece of poetry.

Medium:

Drawing Materials, Paper

Artists: Laura Carlin, Shaun Tan

