



Pole to Pole - Year 5

English




Class Text: Shackleton's Journey

By William Grill

The children will study the following writing genres and their features:

- Non-chronological report
- Fact files
- Biographies
- Balanced argument



At school, we will learn:

The children will study the following:

- Addition and subtraction of whole numbers using the column method
- Multiple, factors, prime, square and cubed numbers
- Multiplication and division
- Problem solving involving all of the above.
- Calculating angles of shapes.



- encouraging your child to read daily, with opportunities to read to an adult and discuss the text often.
- ensuring that your children completes at least two Bedrock Vocabulary lessons weekly to improve knowledge and use of written and oral vocabulary.



At home, you can



- supporting your child with the homework tasks set.
- encouraging your child to show their methods when completing problem solving tasks.
- encouraging your child to practise their times tables facts and to respond quickly to mental maths questions.

1 x 1 = 1
2 x 2 = 4
3 x 3 = 9
4 x 4 = 16
5 x 5 = 25

BBC Bitesize English

<https://www.bbc.co.uk/bitesize/subjects/zv48q6f>

Oxford Owl—Free Online Library

<https://www.oxfordowl.co.uk/for-home/find-a-book/library-page/>

Bedrock Vocabulary

<https://app.bedrocklearning.org/>



This could help:



TTRockstars

<https://trockstars.com/>

Gordon's Maths Games

<https://garyhall.org.uk/gordons-numeracy-itps.html>

BBC Bitesize Mathematics


<https://www.bbc.co.uk/bitesize/subjects/z826n39>



Religious Education

This half term, will focus on Baptism and Advent. The children will study:


- The Life and work of John the Baptist
- The Baptism of Jesus
- The signs, symbols and prayers of the Sacrament
- Old Testament and New Testament links
- Preparing for the Coming of Jesus and the Second coming
- Season of Advent



**At school,
we will
learn:**



- discussing our virtues, 'Faith-filled and Hopeful' with your child.
- attending Mass in church or virtually.
- reading the Gospel of the day prior to weekend mass each week at <https://universalis.com/>



**At home,
you can
help by:**



Online Bible Stories

<https://www.bibleforchildren.org/languages/english/stories.php>

Live Streaming of Masses

<https://coventry-catholicdeanery.org.uk/new/live-streaming-churches/>

Prayer and Meditation

<https://pray-as-you-go.org/>



**This could
help:**

BBC Bitesize Science

<https://www.bbc.co.uk/bitesize/subjects/z2pfb9q>

Wow Science

<https://wowscience.co.uk/>

National Geographic for Kids

<https://www.natgeokids.com/uk/teacher-category/science/>

Science

This half term the children will study **Forces**, with a focus on:

- Identifying forces as pushes and pulls;
- Explaining gravity as a force that pulls objects down;
- Identifying Isaac Newton's discoveries;
- Explaining the effects of friction, including air and water resistance, on moving objects.

- talking to the children about their learning and supporting them with science vocabulary such as: resistance, gravity and friction.
- carrying out simple experiments to investigate forces at home.



Humanities



As part of their study of Antarctica and the Arctic, the children will be able to answer the following questions:

- What are where are the two poles?
- How do the North and South Poles differ?
- Why are the two Poles important to the planet?
- How can we protect the North and South Poles.?

**At school,
we will
learn:**



- looking at maps, an atlas or globe together and talking about the location of places around the world, including the North and South Poles.
- Using a range of sources, including video sources to find out about the North and South Pole.
- finding out about explorers who travelled to the North and South Poles.



**At home,
you can
help by:**

National Geographic for Kids

<https://www.natgeokids.com/uk/primary-resource/north-south-poles-primary-resource/>

BBC Bitesize Geography

<https://www.bbc.co.uk/bitesize/topics/zyhp34j/articles/zjg46v4>



**This could
help:**




Arts

The children will continue to study **Typography and Maps**

They will focus on developing their drawing skills, experimenting with different styles of typography; making a visual map inspired by their own interests



- encouraging your child to practise their drawing skills at home.
- finding out about a range of artists and their work.
- Encouraging your child to keep a sketch book, in which they keep notes, drawings and images to represent their ideas for art work.



BBC Bitesize Art and Design

<https://www.bbc.co.uk/bitesize/subjects/zn3rkqt>

Typography Online

www.designinspiration.info/kids-fonts/

