



Weather

Literacy

This term the children will be focusing on;

- Continue to write CVC and CVCC words, using Level 1+ and Level 2 Anima Phonics sounds.
- Begin to apply Phonics knowledge to reading and writing simple captions and phrases.
- Continue to learn Stage Two words and begin learning Stage Three words.

Encourage your child to begin to practise the letter formation correctly using the Floppy Phonics letter formation guide.

Love one another



as I have loved you.

At school, we will learn:

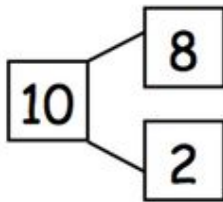


At home, you can help by:

We will be focusing on **Level 3** sounds this half term, following the Floppy Phonics scheme. We will be reading individual letters by saying the sounds for them and then blending sounds into words. Children will begin to read short words made up of known letter-sound correspondences.

At home you could help by:

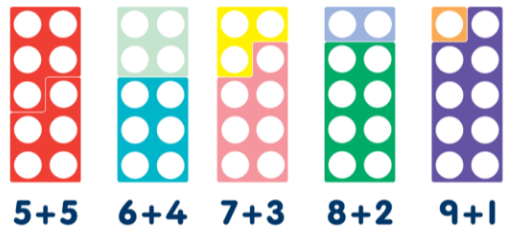
- Helping your child to articulate the sounds they read correctly.
- Reading to or with your child for at least 10 minutes each night so that they begin to find a love for reading.
- Continue to learn the stage words at home for 10 minutes a day.



Maths

This term we will be focussing on the following skills with numbers to 10;

- Compare numbers within 10.
- Addition to 10.
- Explore number bonds to 10.
- Understand pattern with AB and ABB patterns.



Encourage your child to use their number skills in everyday situations.

You could:

- Ask your child 'how many more' they would need to get to 10 from a given number.
- Select the right numerals to represent the correct numbers, showing 1 to 10.
- Search for everyday representations of pattern in the environment.
- Get your child to write out the numbers 0 to 9, ensuring they are forming them correctly.



- <https://www.phonicsplay.co.uk/>
- <https://www.bbc.co.uk/iplayer/episodes/b01cz0p1/alphablocks>
- <https://www.teachyourmonstertoread.com/>
- <https://www.youtube.com/watch?v=BOLR3pQt8zq>
- <https://www.edshed.com/en-gb/LetterTiles>

This could help:

Let's get them flying!



- <https://www.bbc.co.uk/iplayer/episodes/b08bzfnh/numberblocks>
- <https://www.topmarks.co.uk/maths-games/3-5-years/counting>
- <https://www.growinghandsonkids.com/hand-strengthening-activities-for-children.html>

Phonics



Religious Education

Understanding the World

Lent

In this unit the children will build on their previous learning around Lent by learning that Lent is an important season in the Church year. They will know that is a time of saying sorry and asking for God's forgiveness. They will also recall some symbols of the season and understanding it is a special time to pray. The children will begin to write their own prayers and take time to reflect and pray throughout the school day.



Holy Week

In this unit the children learn about some of the events of Holy Week, how it was Jesus' last few days in the life of Jesus. The children will be able to talk about what Jesus did on Palm Sunday, The Last Supper and Good Friday. This unit reinforces the understanding of the Sign of the Cross as a special sign for Catholics.

The children will continue to learn our daily prayers, including The Hail Mary and Our Father.



At home you can help by:

- Attending mass each week, virtually or in person.
- Set aside a special time of day to pray and reflect together as a family.
- Have a special place in your home dedicated to God.
- Continue to practise our classroom prayers as a family.

PRAYER



**At school,
we will
learn:**



**This could
help:**




Understanding of the World is about how children get to know about other people, the place where they live and about all aspects of the environment. Understanding the World is broken down into three aspects:

Past and Present, People, Culture and Communities and The Natural World.

Throughout this term, the children will:

- Recognise some similarities and differences between life in this country and life in other countries.
- Explore the natural world around them.
- Describe what they see, hear and feel whilst outside during Forest School sessions.
- Recognise some environments that are different to the one in which they live.
 - Understand the effect of changing seasons on the natural world around them, with a focus Winter to Spring and Spring to Summer.
- Learn about weather from around the world, focusing on Africa.
- Look at different celebrations that take place during this term, including; Holy Week - Palm Sunday, Good Friday and other celebrations.



- Encourage independence when dressing and undressing.
- Talk to them about friendships and what it is like to be a friend.
- Encourage your child to talk about what they have done, what they are proud of and what they have achieved.
- Talk about members of their immediate family and community.

Hello, World

C&L

Communication and Language

Throughout the term, the children will;

- Understand how to listen carefully and why listening is important, through circle time and listening games.
- Learn new vocabulary and use this throughout the day.
- Articulate their ideas and thoughts in well-formed sentences.
- Engage in story times, talking about stories and building familiarity and understanding.
- Retell a story, once they have developed a deep familiarity with the text; some as exact repetition and some in their own words.
- Listen carefully to rhymes and songs, paying attention to how they sound and learning them.
- Describe events in some detail.



- Ask your child some questions about stories they have listened to, this will develop their comprehension skills.
- Continue to sing nursery rhymes.
- Visit a Library and look at non-fiction books about weather, Africa and rainbows.



This can help:

<https://www.roadwise.co.uk/schools/using-the-road/green-cross-code/>

<https://www.bbc.co.uk/teach/school-radio/nursery-rhymes-songs-index/zhwdgwx>

At school, we will learn:



At home, you can help by:



Expressive A&D

Expressive Arts and Design

During this half term the children will complete a variety of activities where they will be able to express their artistic skills.

They will:

- Explore, use and refine a variety of artistic effects to express their ideas and feelings.
- Create collaboratively sharing ideas, resources and skills.
- Explore and engage in music making and dance, performing solo or in groups.
- Return to and build on their previous learning, refining ideas and developing their abilities.
- Experiment printing with a range of different objects.
- Create a class image using their body.



- Encouraging your child to sing songs and say nursery rhymes, join in with them.
- Experiment with paint...what colours can you make by mixing?
- Discuss the colours of a rainbow, what colours can you see?

<https://www.bbc.co.uk/cbeebies/makes>

You could also encourage your child to:

- Engage in role play - creating imaginative play and include a story line in their play.
- Listen to and join in with songs, music and dance from other countries.
- Explore different sounds using instruments, creating music.


PSED

Personal, Social and Emotional Development

During this term, children will begin to;

- Show resilience and perseverance in the face of challenge.
- Identify and moderate their own feelings socially and emotionally.
- Think and talk about what helps them feeling happy, calm, relaxed and when they feel sad, angry or worried.
- Identify when someone is doing something that makes them uncomfortable and is begins o communicate this.
 - Willingly try new activities and persevere in the face of challenge.

We will be following the 'Life to the Full' scheme of work and focus on 'zones of regulation'.



- Discuss with your child the importance of a healthy and balanced diet.
- Talk about the importance of brushing your teeth twice a day.



https://www.youtube.com/watch?v=wCio_xVlqQ0

<https://www.dentalhealthcareeoe.nhs.uk/downloads/category/early-years/>

At school, we will learn:



At home, you can help by:



This could help:

Physical Development

Children will continue to:

- Use their core muscle strength to achieve a good posture when sitting at a table or sitting on the floor.
- Develop overall body-strength, balance, co-ordination and agility.
- Develop the foundations of a handwriting style which is fast, accurate and efficient.

This can help:

- Encouraging your child to dress and undress themselves independently in the morning and at night.
 - Encouraging and developing gross and fine motor skills, by getting your child to play with paint, use play dough, thread, use chalk on the concrete and begin to practice writing with a good pencil grip.
- Play games like catching and throwing, football, dance and other ball games.

Dough Disco is a high tempo, high energy session with play dough. Children develop fine motor muscles by manipulating the dough in a variety of ways, which in turn helps to improve their mark making and writing. If you wanted to have a go at home, there are some videos on you tube you can try, or simply put on your favourite music and dough dance away!

Here are some of the Dough Disco moves; Squeeze (small portions for smaller hands), pat, poke – using all your fingers one at a time, squash into a pancake, tear, twist, roll into a ball, roll into a sausage, pinch and use tools to make patterns – these can include household tools such as knives and forks, potato mashers, cookie cutters etc.

<https://www.youtube.com/watch?v=BOLR3pQt8zg>

