


TOY STORY

English

Class Texts: The children will study the following writing genre and features through our class text:

The children will study the following:

- Story retell of the 'The Gingerbread Man.'
- Instructional writing for making Gingerbread Men.
- Character description of the ugly sisters from Cinderella



**At school,
we will
learn:**

Cinderella




- Encourage your child to read daily, with opportunities to read to an adult and discuss the text with them.
- Enabling your child to learn their phonics words through reading and spelling
- Practise writing letters and words to develop their handwriting.



BBC Bitesize

Oxford Owl—Free Online Library

<https://www.oxfordowl.co.uk/for-home/find-a-book/library-page/>



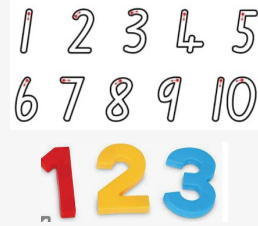
**At home,
you can
help by:**

**This could
help:**

Mathematics

The children will study the following:

- Numbers to 10.
- Part -whole numbers within 10.
- Fewer or more within numbers 10.



Encourage your child to use their number skills in everyday situations. Ask them to count, add and subtract in fun ways.

Practise number bonds to 10. Count forwards and backwards from 10.

You could: Use the link for some extra games that support counting to 10.

<https://www.topmarks.co.uk/Search.aspx?q=counting%20to%2010>

- Allow for children to tell you if groups of objects are fewer or more.

- Ask children how many objects around the house you can see and if you take one away or add one how many will be left.

Log onto Numbots at least twice a week.

NUMBOTS

Hit the Button



Visit the Topmarks website:
www.topmarks.co.uk

Religious Education

This half term, our Religious Education will focus on the unit Following Jesus.

The children will find out about:

- Develop knowledge and understanding of the story of creation.
- How praise and thanks is expressed through their prayers.
- They will understand that in Jesus' life, his family and friends celebrated together and know the stories that tell of this. They will also recognise and discuss their own important celebrations.



**At school,
we will
learn:**



**At home,
you can
help by:**

- Ask the children to share the stories of the New Testament with you at home and discuss what they have learned.
- Attending Mass regularly helps strengthen faith and also deepen their knowledge.



- The Kids' Bulletin | A fun way for Catholic children to learn about the Faith every week. (thekidsbulletin.com)
- Catholic Mom Resources | CatholicMom.com
- CAFOD - Catholic international development charity
- Pray as you go - Pray as you go (pray-as-you-go.org)
- Busted Halo Videos Archives - Busted Halo

**This could
help:**

Science

This half term the children will study ...

The children will:

- In science, children will look at seasonal changes that happen in Autumn and Winter. They will describe the changes that happen to trees, weather and the temperature around them.
- They also learn how the different types of weather can be measure in the season of Autumn through various investigations.
- Forest School is a child-centred inspirational learning process, that offers opportunities for holistic growth through regular sessions.

- Ask the children to discuss the different changes that are happening as Autumn starts to become Winter. Talk about what you might have to wear in the different types of weathers.
- Ask children to collect the different type of materials found in Autumn e.g. different coloured leaves, acorns and pinecones and make an Autumn collage.

BBC Bitesize Science

<https://www.bbc.co.uk/bitesize/topics/zkvv4wx>



Humanities

As part of their study of the Toys Story children will answer the following questions:

1. How can we find out about the past?
2. What are our toys like now?
3. What was my favourite toy when I was a baby?
4. What were toys like in the past and how do we know?
5. How have children's toys changed since our parents and grandparents were children?

- Discuss Children's current toys – What are they made from?
- You could tell the children about what toys were like when you was young or what they were like when their grandparents were young.
- Ask children to describe their toys to you.

BBC Bitesize

<https://www.bbc.co.uk/teach/class-clips-video/articles/zbs2h4j>



At school, we will learn:

At home, you can help by:




This could help:

Arts

The children will be looking at Spirals in their Art work. Pupils will become familiar with creating drawings using their whole body, whilst experiencing a range of drawing materials. Pupils will be able to draw based on observation.

Cut and tear paper and card for collages.

- Gather and sort materials that they can draw with different types of materials.



Expose your children to the Arts we are very fortunate to live in a city where there are so many opportunities to experience many different art forms, often for free.

[Arts and culture – Coventry City Council](#)

[Home - The Herbert Art Gallery & Museum](#)



BBC Bitesize

<https://www.bbc.co.uk/bitesize/subjects/zyg4d2p>



There are some great YouTube channels with tutorials.

Useful channels:

Createful Art

Artlessonplanvideos

Carla Sonheim